



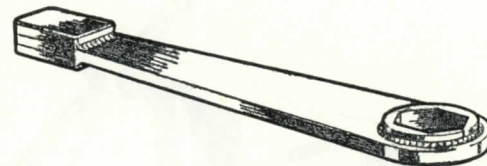
**18G373. Inlet Valve Seat Finishing Cutter**

Use with pilot 18G174D and handle 18G27.

**18G373**

**18G391. Starting Dog Nut Spanner**

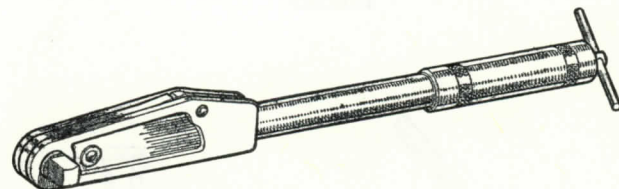
A "shock type" spanner designed to enable the starting dog nut to be removed without locking the crankshaft.



**18G391**

**18G536. Torque Wrench 2 to 8 lb./ft. (.28 to 1.1 kg./m.)**

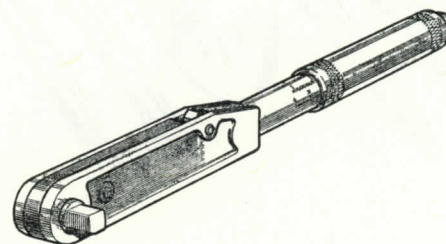
A universal torque wrench for use with standard sockets. This tool is essential if the recommended maximum torque for various studs is not to be exceeded.



**18G536**

**18G537. Torque Wrench 5 to 30 lb./ft. (6.9 to 4.15 kg./m.)**

A universal torque wrench for use with standard sockets. This tool is essential if the recommended maximum torque for various studs is not to be exceeded.



**18G537**